

**TPEN United Kingdom**

**Contact Details**


Helpline: 0207 4645668  
 Helpline calls may be recorded

Fund Manager: Tammie Tang  
 Since: Oct-17  
 Management Co: Threadneedle Pensions Ltd  
 Fund Inception Date: 31/12/71  
 Index: Composite Benchmark  
 Fund Currency: GBP  
 Fund Domicile: United Kingdom  
 Portfolio Size: £7.6m  
 No. of Securities: 2

All information expressed in GBP

**Risk and Reward Profile**

The Risk and Reward Indicator table demonstrates where the Fund ranks in terms of its potential risk and reward. The higher the rank the greater the potential reward but the greater the risk of losing money. It is based on past data, may change over time, and may not be a reliable indication of the future risk profile of the Fund. The shaded area in the table shows the Fund's ranking on the Risk and Reward Indicator. The lowest category does not mean a risk-free investment.



**Fund Charges**

Please refer to your company pension scheme booklet

**Fund Changes**

Please refer to your company pension scheme booklet

**Commentary and Outlook**

The fund posted a positive return in the fourth quarter, and beat its benchmark.

The gilt segment posted a positive return and outperformed its benchmark. The corporate bond segment also ended the quarter with a gain and was ahead of its benchmark. The bulk of the outperformance was due to successful security selection. Our positions in Tesco Property Finance, Bupa Finance, Telereal Securitisation and CYBG led the gains.

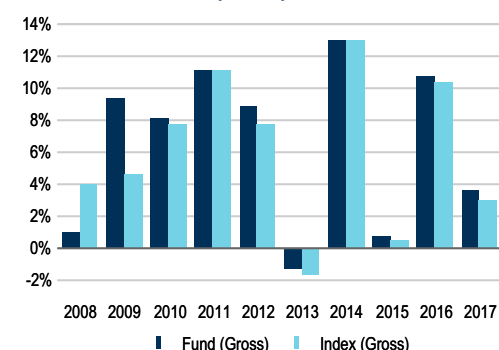
**Fund Objective & Policy**

To invest primarily in sterling denominated UK bonds. It aims to achieve total returns that are 0.5% or more per annum above its composite fixed income benchmark, gross of fees, over rolling 3 year periods.

**5 Years NAV (GBP)\***



**Calendar Years (GBP)\***



**Annualised Performance (GBP)\***

	3M	1YR	3YR	5YR	10YR	12M Rolling Period (GBP)*				
						01/13 - 12/13	01/14 - 12/14	01/15 - 12/15	01/16 - 12/16	01/17 - 12/17
Fund (Gross)	2.1	3.7	5.0	5.3	6.5	-1.1	13.1	0.9	10.8	3.7
Index (Gross)	1.9	3.1	4.6	4.9	6.0	-1.6	13.0	0.5	10.4	3.1

**Calendar Year Performance (GBP)\***

	2017	2016	2015	2014	2013	2012	2011	2010	2009	2008
Fund (Gross)	3.7	10.8	0.9	13.1	-1.1	8.9	11.2	8.2	9.4	1.0
Index (Gross)	3.1	10.4	0.5	13.0	-1.6	7.8	11.2	7.8	4.7	4.1

\*Past performance is not a guide to the future. The value of investments and any income from them can fall as well as rise. The performance returns shown on this factsheet are with income reinvested and gross of annual management charges. The effect of charges will reduce the performance figures accordingly. Please see your scheme booklet for full details on all charges that may apply.

Performance source: Columbia Threadneedle Investments. Three, five and ten year returns are annualised.

**Risk Warnings**

**Investment Risk:** The value of investments can fall as well as rise and investors might not get back the sum originally invested.

**Investment in Funds:** The Investment Policy allows the fund to invest principally in units of other collective investment schemes. Investors should consider the investment policy and asset composition in the underlying funds when assessing their portfolio exposure.

**Issuer Risk:** The Fund invests in securities whose value would be significantly affected if the issuer refused, was unable to or was perceived to be unable to pay.

**No Capital Guarantee:** Positive returns are not guaranteed and no form of capital protection applies.

**Interest Rate Risk:** Changes in interest rates are likely to affect the fund's value. In general, as interest rates rise, the price of a fixed rate bond will fall, and vice versa.

**Liquidity Risk:** The fund holds assets which could prove difficult to sell. The fund may have to lower the selling price, sell other investments or forego more appealing investment opportunities.

Past performance is not a guide to future performance.

Source: FactSet

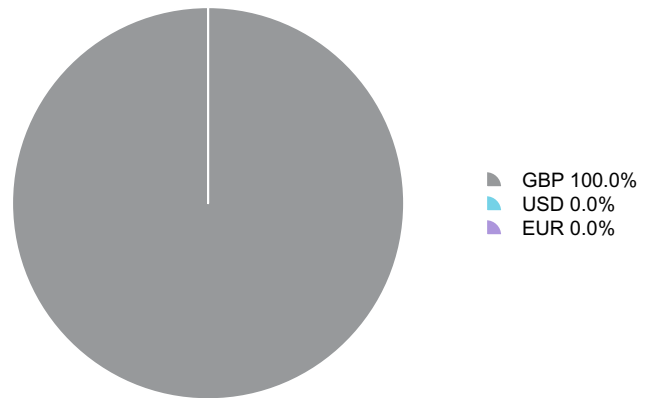
## Weightings (%)

Sector	Fund Index		Diff	Rating	Fund Index		Diff
	Current	Target			Current	Target	
Sovereign	47.8	50.0	-2.2	AA	51.3	57.0	-5.7
Utility	8.5	6.1	2.4	BBB	29.2	18.5	10.7
Banking	5.9	7.1	-1.2	A	8.3	14.6	-6.2
Asset Backed	4.6	3.8	0.8	AAA	6.5	9.7	-3.2
Government Guaranteed	3.9	4.4	-0.6	BB	1.0	0.0	0.9
Insurance	3.9	2.8	1.1	NR	1.0	--	1.0
Real Estate	3.3	2.5	0.9	B	0.3	--	0.3
Telecommunications	2.7	2.6	0.1	Cash	2.4	0.2	2.1
Consumer Goods	2.6	1.7	0.9				
Commercial Mortgage Backed	1.9	1.4	0.6				
Services	1.7	0.5	1.1				
Supranational	1.7	3.9	-2.2				
Other	8.9	13.0	-3.9				
Cash	2.4	0.2	2.1				

## Top 10 Holdings (%)

Security Name	Weight
Threadneedle Sterling Bond Fund	50.0
TPEN Corporate Bond Fund	50.0
<b>Total</b>	<b>100.0</b>

## Currency Exposure Breakdown



## Important Information

Past performance is not a guide to future performance. The value of investments and any income is not guaranteed and can go down as well as up and may be affected by exchange rate fluctuations. This means that an investor may not get back the amount invested. Performance is on an offer-to-offer basis, gross of annual management charges, using global close prices. Portfolio positions are based on gross asset valuations at global close. Weighting and currency exposure data, where applicable, are on a look-through basis to underlying assets where Columbia Threadneedle CIS instruments are held.

The research and analysis included in this document has been produced by Columbia Threadneedle Investments for its own investment management activities, may have been acted upon prior to publication and is made available here incidentally. Any opinions expressed are made as at the date of publication but are subject to change without notice and should not be seen as investment advice. Information obtained from external sources is believed to be reliable but its accuracy or completeness cannot be guaranteed. Columbia Threadneedle Investments does not give investment advice. References to individual securities, strategies or funds should not be read as a recommendation to buy, sell or hold them. The specialist and strategy pooled funds referred to in this document are not available for direct investment by the public.

Threadneedle Pensions Limited (TPEN) provides policies that entitle the holder to the value determined with reference to the underlying investment in a pooled pension fund. The holder of a policy does not own the units in the selected fund. TPEN provides unit linked investment products for access by UK registered pensions schemes. TPEN is not your pension provider. If you have any questions about your specific policy please contact your pension provider.

The Columbia Threadneedle Pooled Pension Funds Key Features Document (KFD) is available on the institutional site of [www.columbiathreadneedle.co.uk](http://www.columbiathreadneedle.co.uk). The KFD gives a summary of information about Columbia Threadneedle's pooled pensions in order to help you decide if you want to invest in funds, as well as a full list of risk factors applying to the funds. Please refer to the Risk section of the Key Features document for all risks applicable to investing in any fund and specifically this Fund.

Threadneedle Pensions Limited. Registered in England and Wales, No. 984167. Registered Office: 78 Cannon Street, London, EC4N 6AG. Authorised by the Prudential Regulation Authority and regulated by the Financial Conduct Authority and the Prudential Regulation Authority.

Columbia Threadneedle Investments is the global brand name of the Columbia and Threadneedle group of companies.