

TPEN United Kingdom

Contact Details


Helpline: 0207 4645668
 Helpline calls may be recorded

Fund Manager: Alex Lyle
 Since: Feb-07
 Management Co: Threadneedle Pensions Ltd
 Fund Inception Date: 20/06/01
 Index: Composite Benchmark
 Fund Currency: GBP
 Fund Domicile: United Kingdom
 Portfolio Size: £15.5m
 No. of Securities: 17

All information expressed in GBP

Risk and Reward Profile

The Risk and Reward Indicator table demonstrates where the Fund ranks in terms of its potential risk and reward. The higher the rank the greater the potential reward but the greater the risk of losing money. It is based on past data, may change over time, and may not be a reliable indication of the future risk profile of the Fund. The shaded area in the table shows the Fund's ranking on the Risk and Reward Indicator. The lowest category does not mean a risk-free investment.



Fund Charges

Please refer to your company pension scheme booklet

Fund Changes

Please refer to your company pension scheme booklet

Commentary and Outlook

The fund rose over the quarter, but underperformed its composite benchmark.

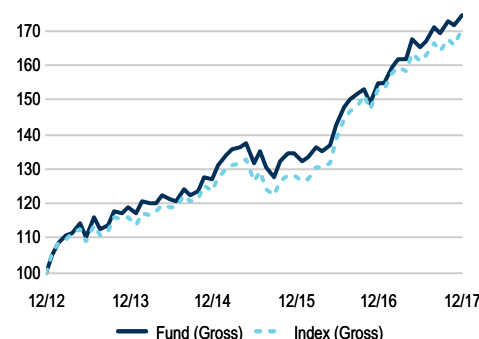
Though outperformance was evident in nearly every market, security selection detracted in aggregate, largely because of the underperformance of the UK equities segment of the portfolio. Within the underlying Threadneedle UK Equity Fund, the absence of BP weighed on relative returns in a strong quarter for oil. Other detractors included Johnson Matthey, Centrica and Cobham.

Asset allocation contributed, due to the fund's underweight positioning in UK government bonds and in Latin American equities.

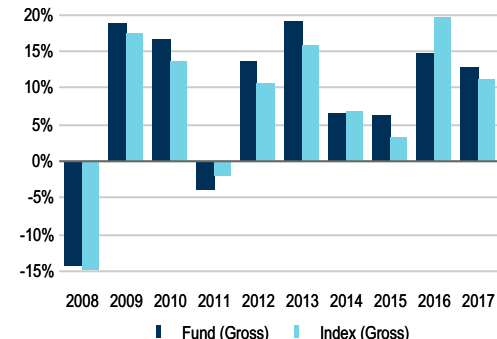
Fund Objective & Policy

To invest primarily in a portfolio of funds managed by Threadneedle. The portfolio will include exposure to equities and fixed income, and may include some exposure to other asset classes such as commodities, UK property and absolute return funds. The aim is to achieve total returns (from income and capital appreciation) that are above the composite equity, fixed income and property benchmark, gross of fees, over rolling 3 year periods.

5 Years NAV (GBP)*



Calendar Years (GBP)*



Annualised Performance (GBP)*

	3M	1YR	3YR	5YR	10YR	12M Rolling Period (GBP)*				
						01/13 - 12/13	01/14 - 12/14	01/15 - 12/15	01/16 - 12/16	01/17 - 12/17
Fund (Gross)	3.1	12.8	11.2	11.8	8.6	19.2	6.5	6.2	14.9	12.8
Index (Gross)	3.8	11.3	11.2	11.2	7.8	16.0	6.7	3.4	19.7	11.3

Calendar Year Performance (GBP)*

	2017	2016	2015	2014	2013	2012	2011	2010	2009	2008
Fund (Gross)	12.8	14.9	6.2	6.5	19.2	13.6	-3.8	16.7	18.8	-14.1
Index (Gross)	11.3	19.7	3.4	6.7	16.0	10.8	-1.9	13.6	17.6	-14.6

*Past performance is not a guide to the future. The value of investments and any income from them can fall as well as rise. The performance returns shown on this factsheet are with income reinvested and gross of annual management charges. The effect of charges will reduce the performance figures accordingly. Please see your scheme booklet for full details on all charges that may apply.

Performance source: Columbia Threadneedle Investments. Three, five and ten year returns are annualised.

Risk Warnings

Investment Risk: The value of investments can fall as well as rise and investors might not get back the sum originally invested.

Investment in Funds: The Investment Policy allows the fund to invest principally in units of other collective investment schemes. Investors should consider the investment policy and asset composition in the underlying funds when assessing their portfolio exposure.

Issuer Risk: The Fund invests in securities whose value would be significantly affected if the issuer refused, was unable to or was perceived to be unable to pay.

Inflation Risk: Most bond and cash funds offer limited capital growth potential and an income that is not linked to inflation. Inflation is likely to affect the value of capital and income over time.

Interest Rate Risk: Changes in interest rates are likely to affect the fund's value. In general, as interest rates rise, the price of a fixed rate bond will fall, and vice versa.

No Capital Guarantee: Positive returns are not guaranteed and no form of capital protection applies.

Past performance is not a guide to future performance.

Source: FactSet

Weightings (%)

Sector	Fund Index	Diff
Equity - Uk	37.8 37.5	0.3
Equity - Europe Ex Uk	14.3 13.1	1.2
Equity - North America	12.0 13.1	-1.1
Fixed - Global Ex Uk	9.4 8.0	1.4
Equity - Japan	7.1 6.4	0.7
Fixed - Uk Corporate	5.0 7.5	-2.5
Equity - Far East Ex Japan	4.2 3.8	0.4
Fixed - Uk Government	4.0 7.5	-3.5
Property	3.0 2.0	1.0
Equity - Global	1.5 --	1.5
Equity - Latin America	0.3 1.1	-0.8
Other	0.3 --	0.3
Cash	1.1 --	1.1

Top 10 Holdings (%)

Security Name	Weight
TPEN UK Equity Fund	36.3
Threadneedle European Fund	14.3
Threadneedle American Fund	12.3
Threadneedle Japan Fund	7.3
TPEN Corporate Bond Fund	7.3
Threadneedle Global Bond Fund	5.3
Threadneedle Asia Fund	4.3
Threadneedle Sterling Bond Fund	4.0
TPEN Property Fund	3.0
Threadneedle UK Select Fund	1.7
Total	95.8

Important Information

Past performance is not a guide to future performance. The value of investments and any income is not guaranteed and can go down as well as up and may be affected by exchange rate fluctuations. This means that an investor may not get back the amount invested. Performance is on an offer-to-offer basis, gross of annual management charges, using global close prices. Portfolio positions are based on gross asset valuations at global close. Weighting and currency exposure data, where applicable, are on a look-through basis to underlying assets where Columbia Threadneedle CIS instruments are held.

The research and analysis included in this document has been produced by Columbia Threadneedle Investments for its own investment management activities, may have been acted upon prior to publication and is made available here incidentally. Any opinions expressed are made as at the date of publication but are subject to change without notice and should not be seen as investment advice. Information obtained from external sources is believed to be reliable but its accuracy or completeness cannot be guaranteed. Columbia Threadneedle Investments does not give investment advice. References to individual securities, strategies or funds should not be read as a recommendation to buy, sell or hold them. The specialist and strategy pooled funds referred to in this document are not available for direct investment by the public.

Threadneedle Pensions Limited (TPEN) provides policies that entitle the holder to the value determined with reference to the underlying investment in a pooled pension fund. The holder of a policy does not own the units in the selected fund. TPEN provides unit linked investment products for access by UK registered pensions schemes. TPEN is not your pension provider. If you have any questions about your specific policy please contact your pension provider.

The Columbia Threadneedle Pooled Pension Funds Key Features Document (KFD) is available on the institutional site of www.columbiathreadneedle.co.uk. The KFD gives a summary of information about Columbia Threadneedle's pooled pensions in order to help you decide if you want to invest in funds, as well as a full list of risk factors applying to the funds. Please refer to the Risk section of the Key Features document for all risks applicable to investing in any fund and specifically this Fund.

Threadneedle Pensions Limited. Registered in England and Wales, No. 984167. Registered Office: 78 Cannon Street, London, EC4N 6AG. Authorised by the Prudential Regulation Authority and regulated by the Financial Conduct Authority and the Prudential Regulation Authority.

Columbia Threadneedle Investments is the global brand name of the Columbia and Threadneedle group of companies.